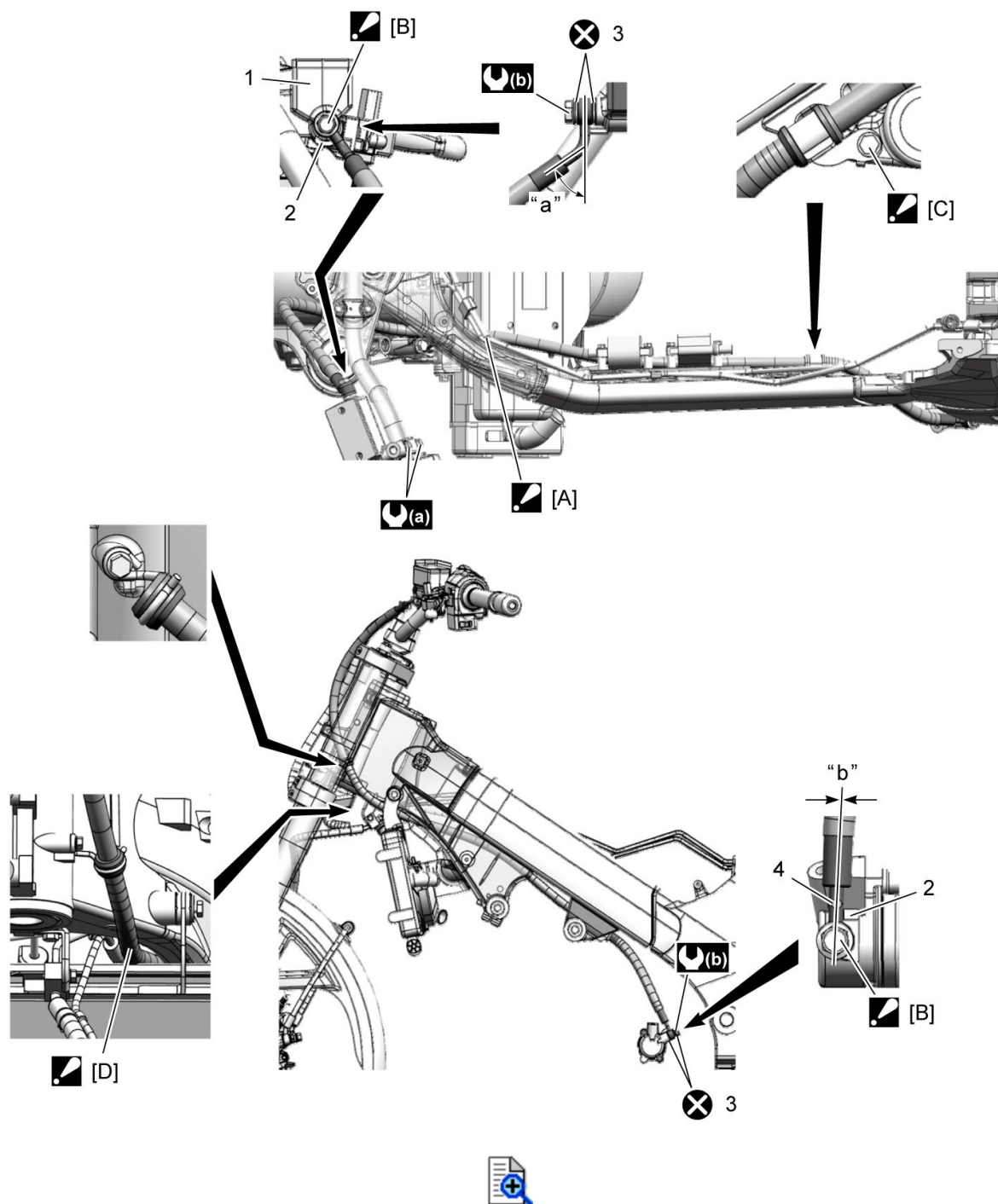









5C



Clutch Hose Routing Diagram



 [A]:	Pass the clutch hose under the brake pipes.	2.	Stopper	 (a):	10 N·m (1.0 kgf-m, 7.5 lbf-ft)
 [B]:	After the clutch hose union has contacted the stopper, tighten the union bolt to the specified torque.	3.	Washer	 (b):	23 N·m (2.3 kgf-m, 17.0 lbf-ft)
 [C]:	After the clamp stopper has contacted the frame, tighten the bolt.	4.	Blue paint	 :	Do not reuse.
 [D]:	Pass the clutch hose between the frame and radiator.	"a":	56°		
1.	Clutch master cylinder	"b":	0°		